

# Raptor CNC Plasma Cutter



## Powerful Productivity

**HEAVY DUTY CUTTING MACHINES  
MADE IN AMERICA FOR OVER 50 YEARS**


The Raptor system is an industrial grade CNC plasma cutting machine that supports up to 2 high definition (HD) plasma torches. Bridge widths from 6 feet to 30 feet wide and up to 250 feet in length. The Raptor can be completely customized to meet your unique application. For over half a century CSI has served steel service centers, steel fabrication, shipyards, automotive, mining, and heavy equipment manufacturing

## ADVANCED CNC HD PLASMA CUTTING TECHNOLOGY




### INDUSTRIAL GRADE CNC CONTROLLER

The Edge Connect CNC from Hypertherm is the most advanced and easiest to operate CNC in the industry.



### SOLID STEEL MACHINED BRIDGE

Manufactured with fully machined solid steel bridge and end trucks to guarantee accurate performance and rugged durability.



### BOSCH REXROTH DRIVE SYSTEM

CSI uses industry leading Bosch Rexroth drives, linear ways, and guide bearings to ensure unmatched power and reliability for the life of your machine.



### TRUE HOLE TECHNOLOGY

Hypertherm's True Hole Technology provides bolt hole quality that helps reduce time consuming secondary operations.

### TRUE HOLE TECHNOLOGY

Hypertherm's True Hole Technology provides bolt hole quality that helps eliminate costly secondary operations and increase profitability



### HIGH DEFINITION (HD) PLASMA CUTTING


Plasma cut with the best high definition plasma in the world from Hypertherm. H P R 4 0 0 , X P R 3 0 0 , X P R 1 7 0 .

\*Other plasma power supply brands available upon request






# Raptor CNC Plasma Cutter Specification




	6 ft	8 ft	10 ft	12 ft *
Effective Cutting Width (A)	85"	105"	143"	170"
Effective Cutting Length	250'			
Machine Rail Gauge (B)	101"	121"	159"	186"
Machine (C)	150"	170"	208"	235"
Overall Machine Clearance (D)	222"	242"	280"	308"
Machine Height (E)	76"			
Rapid Travers Speed	1000 IPM			
Plasma System Cut Thickness	Up to 6.25"			
* Custom Bridge Width Available (up to 30')				



### LOWER YOUR MAINTENANCE COSTS

Cutting Systems provides an Auto-Lubrication system for your linear ways and bearings and four (4) Automatic Rail Scrubbers come with every new machine.



### Burn Tables & Dust Collectors

Keep your shop environment clean with industrial grade water burn tables and downdraft burn tables, as well as highly efficient dust collectors and fume extraction systems.



### Professional Tech Support

Cutting Systems has a full-service technical department to keep your system up and running smoothly. We also offer free remote diagnostics on every system we sell.